

Brenda Harlow

Web Developer, Harlow Technologies

ETEC Independent Study

Website Development with Adobe Contribute

Overview

- Create an interactive self-paced tutorial module about Adobe Contribute
- Designed to instruct faculty about accessible web development in Adobe Contribute
- Provide idea on how to include as a part of professional development

Instructional Design Model

- A.D.E.
 - Analysis
 - Develop
 - Evaluate
- Traditional Approach (Brown & Green, 2006, p. 14)

Analysis: Instructional Problem

- CSU Accessible Technology Initiative (ATI) requires all official CSU material to be accessible via Executive Order 926
- CSULB Faculty & Staff must create accessible informational and instructional material
- Lack of training online and face-to-face
- Lack of financial backing

Analysis: Target Audience

- Faculty or Staff assigned to maintain an official CSULB Website.
- Faculty who are interested in creating a website for professional development

Analysis: Objectives

- Learn the foundations of Adobe Contribute
- Learn skills to use Adobe Contribute in creating a web site
- This lesson does not cover how to plan the development of a website.

Analysis: Technology

- Adobe Captivate (www.adobe.com/captivate)
 - Screen Recording Video / Audio / Captions
 - Quizzes
- Drupal (www.drupal.org)
 - Web Content Management System
 - Delivery of all combined multimedia via a web site
- S5 Slideshow System
(<http://meyerweb.com/eric/tools/s5/>)
 - Slideshow system based on standards compliant XHTML, CSS, and Javascript

Analysis: Instructional Strategies

- Provide information in segments to prevent information overload
- Examples will provide best practices
- Activities will build on the next and will ask the Faculty provide their own creative take on the task at hand

Analysis: Quizzes

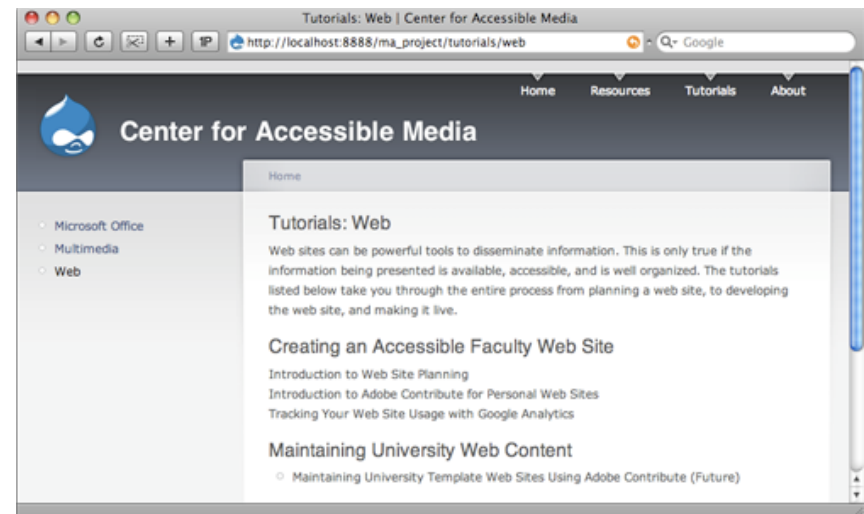
- Both Drupal and Captivate can generate dynamic quizzes
- For the purposes of this project, the Captivate quiz functionality will be used
- JavaScript will be utilized to save quiz data

Develop: Technical Strategy

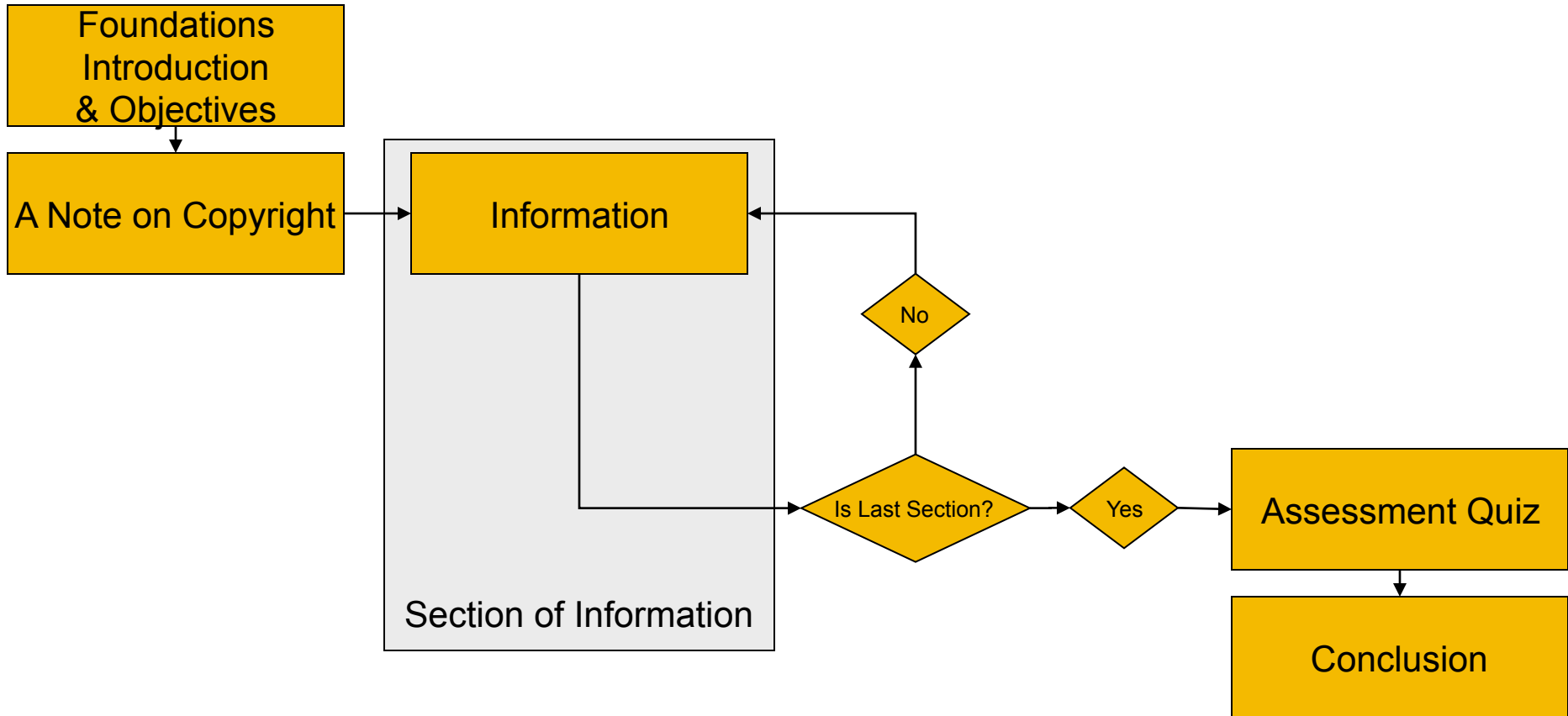
1. Develop all screen capture video
2. Caption the screen video
3. Develop content for Foundations of Adobe Contribute and insert video
4. Develop content for Web Creation Skills for Adobe Contribute and insert video
5. Develop Assessment quizzes for both sections

Develop: User Interface

- Using a Drupal Provided Template
- Proven template that reads well, is customizable, and is accessible
- See screenshot as example



Develop: Basic Foundation Structure

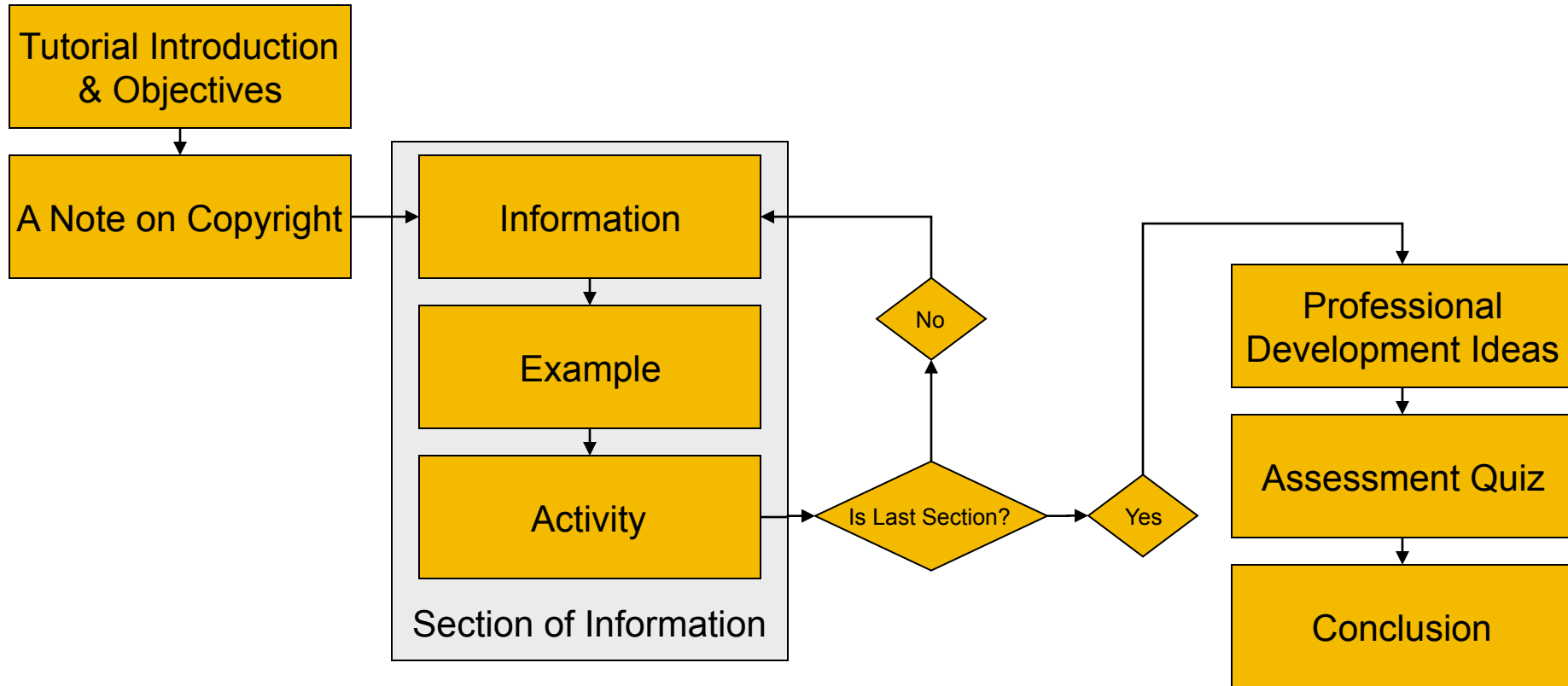


Develop:

Foundations of Adobe Contribute

- Pre-training overview to provide a foundation to use the software
- The foundation will include:
 - Menus
 - Terminology
 - Toolbars
 - Views

Develop: Basic Tutorial Structure



Develop: Web Site Creation Skills Using Adobe Contribute

- Core Skills of Adobe Contribute will include:
 - Data Tables
 - Layout Tables
 - Links
 - Lists (Ordered and Unordered)
 - Pictures
 - Text Editing

Evaluate

- Quiz
 - 5-10 Questions
 - Question Pool 10-20
 - Randomly Selected / Ordered
 - Saved into database for reference
- Feedback Form

Citation

Brown, A. & Green, T. (2006). *The Essentials of Instructional Design*. Columbus, OH: Pearson.